



2023-2024



CROWLEY INDEPENDENT SCHOOL DISTRICT

Jackie Carden Elementary Quality Report

Comprehensive Accountability System

Metrics that Matter to our Community

DISTRICT-ASSIGNED **TBD**
SCHOOL QUALITY RATING

2023-2024 ACADEMICS

3RD GRADE MATH


| Approaches | Meets | Masters |
|------------|-------|---------|
| 69% | 50% | 21% |

5TH GRADE READING (Board Goal) ★

| Approaches | Meets | Masters |
|------------|-------|---------|
| 71% | 43% | 16% |

TEA Rating: TBD
Baseline Year 2023

Student ENROLLMENT



TEACHER Information

4


Teacher Tenure

Teacher-to-Student Ratio



1:22

Teacher Student



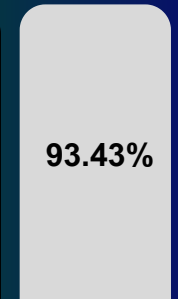
37 TEACHERS ON CAMPUS

STUDENT SUPPORTS **4**

SOCIAL EMOTIONAL LEARNING SUPPORTS

| Counselors | ✓ |
|--------------------------|---|
| SEL Specialists | |
| Interventionists | ✓ |
| AFTER SCHOOL PROGRAMS | |
| 21st Century (ACE) | ✓ |
| Clayton Youth Enrichment | |
| Tutorials | ✓ |

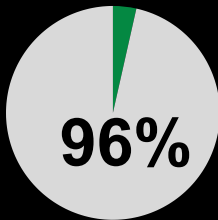
Attendance PERCENTAGE **4**



SCHOOL ENVIRONMENT


Positive Student BEHAVIOR **5**

★ (Board Goal)
% of students with no OSS



Student DISCIPLINE

Discipline Incidents



● In-school suspension ● Out-of-school suspension

Parent and Student ENGAGEMENT OPPORTUNITIES

PARENT INVOLVEMENT **2**

- PTA

STUDENT CLUBS **3**

- Girls in STEM
- Young Men in STEM
- Coding Club



Campus COMMUNICATION



SOCIAL MEDIA



SMORE TEXTS/CALLS



GRADES



NEWSLETTERS



2023-2024



CROWLEY INDEPENDENT SCHOOL DISTRICT

Jackie Carden Elementary Quality Report

Comprehensive Accountability System



Crowley ISD School Board

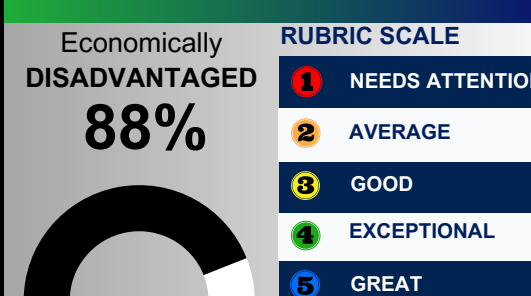
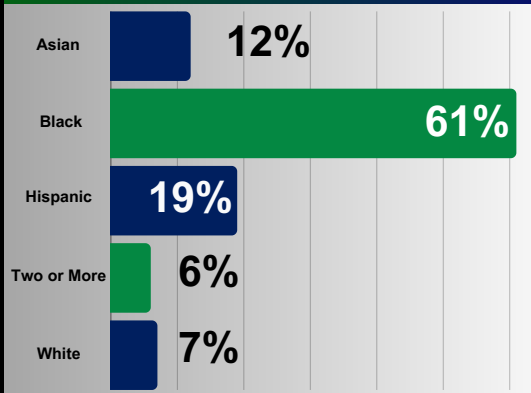
Our aspiration in Crowley ISD is to ensure that all students have access to a GREAT SCHOOL and are provided excellent educational experiences so that they achieve their full potential. When our students graduate from Crowley ISD, they will leave with more than a diploma. They will leave with choices and opportunities. We designed this School Quality Report (SQR) to highlight metrics that matter and to share with our community the areas of progress, the areas of opportunity, and the comprehensive quality of each school in Crowley ISD. This SQR is our effort to increase transparency by synthesizing the quantitative metrics with qualitative parent voices to provide a complete assessment of school quality.

“The principal and the admin as a whole are really into the kids. They pay attention to the kids. I have a kindergartener and a 5th grader on the campus. Mrs. Eason and Mrs. Webb, my kindergartener’s preschool teachers, helped my daughter. She never did daycare. She was 3 years old when she started. Her pre-k teachers here helped mold her into becoming a big girl. She was one of the youngest in the class, but she came out as one of the highest. She was reading at 4 years old! The instructional specialist made sure my 5th grader was ready and she passed the STAAR on the first try.”
Mrs. H., Jackie Carden Parent

“I have learned a lot here at Jackie Carden. Seeing the kids and how much they grow over time makes me feel proud and happy. Working here is fun. Our curriculum is foundational. We teach the kids skills in a sequential order to ensure they are learning concepts in depth.”
Kennedy, Jackie Carden Teacher

“What I like about this school is that I get a chance to make a bunch of new friends. I can get a fresh start. I moved from Virginia. My teacher Mr. O is kinda like the fun teacher.”
Hayden, Jackie Carden Student

CAMPUS DEMOGRAPHICS



Visit <http://crowleyisdtx.org> for more details regarding our rubric.



GRADED ON 2023-2024 DATA

CROWLEY INDEPENDENT SCHOOL DISTRICT

Crowley ISD Quality Report

Comprehensive Accountability System Rubric

Metrics that Matter to our Community

RUBRIC SCALE

- 1** NEEDS ATTENTION
- 2** AVERAGE
- 3** GOOD
- 4** EXCEPTIONAL
- 5** GREAT

FINANCE FUND BALANCE

- 1** Less than 9%
- 2** 10-14%
- 3** 14-17%
- 4** 18-19%
- 5** 20%

GRADUATION RATE

- 1** 89% or less
- 2** 89-90%
- 3** 90-92%
- 4** 93-94%
- 5** 95% or greater

DISTRICT-ASSIGNED SCHOOL QUALITY RATING

- 1** F
- 2** D
- 3** C
- 4** B
- 5** A

TEACHER INFORMATION

Total # of 5 plus year teachers divided by the total # of teachers to get the percentage

- 1** 10-19%
- 2** 20-38%
- 3** 39-48%
- 4** 49-59%
- 5** 60% or greater

College, Career and Military Readiness (CCMR)

- 1** 60-70%
- 2** 71-80%
- 3** 81-90%
- 4** 91-94%
- 5** 95% or greater

SCHOOL ENVIRONMENT

POSITIVE STUDENT BEHAVIOR

ELEMENTARY

- 1** 85 or less
- 2** 86-89
- 3** 90-91
- 4** 92-94
- 5** 95 or greater

SECONDARY

- 1** 69%
- 2** 70-73%
- 3** 74-84%
- 4** 85-91%
- 5** 92% or greater

STUDENT SUPPORTS

ELEMENTARY

- 1** 1 out of 6
- 2** 2 out of 6
- 3** 3 out of 6
- 4** 4 out of 6
- 5** 5 out of 6

SECONDARY

- 1** 2 or less
- 3** 3 out of 6
- 5** 4 out of 5

ATTENDANCE PERCENTAGE

ELEMENTARY

- 1** 85% or less
- 2** 86-89%
- 3** 90-92%
- 4** 93-94%
- 5** 95% or greater

SECONDARY

- 1** 69%
- 2** 70-73%
- 3** 74-84%
- 4** 85-91%
- 5** 92% or greater

PARENT AND STUDENT ENGAGEMENT OPPORTUNITIES

Parent Involvement

- 1** 0 **5** 2 or more
- 2** 1

Student Clubs

- 1** 0 **5** 5 or more
- 2** 1 **3** 3-4

REFER TO SECONDARY RATINGS FOR DISTRICT

Visit <http://crowleyisdtx.org> for more details

